

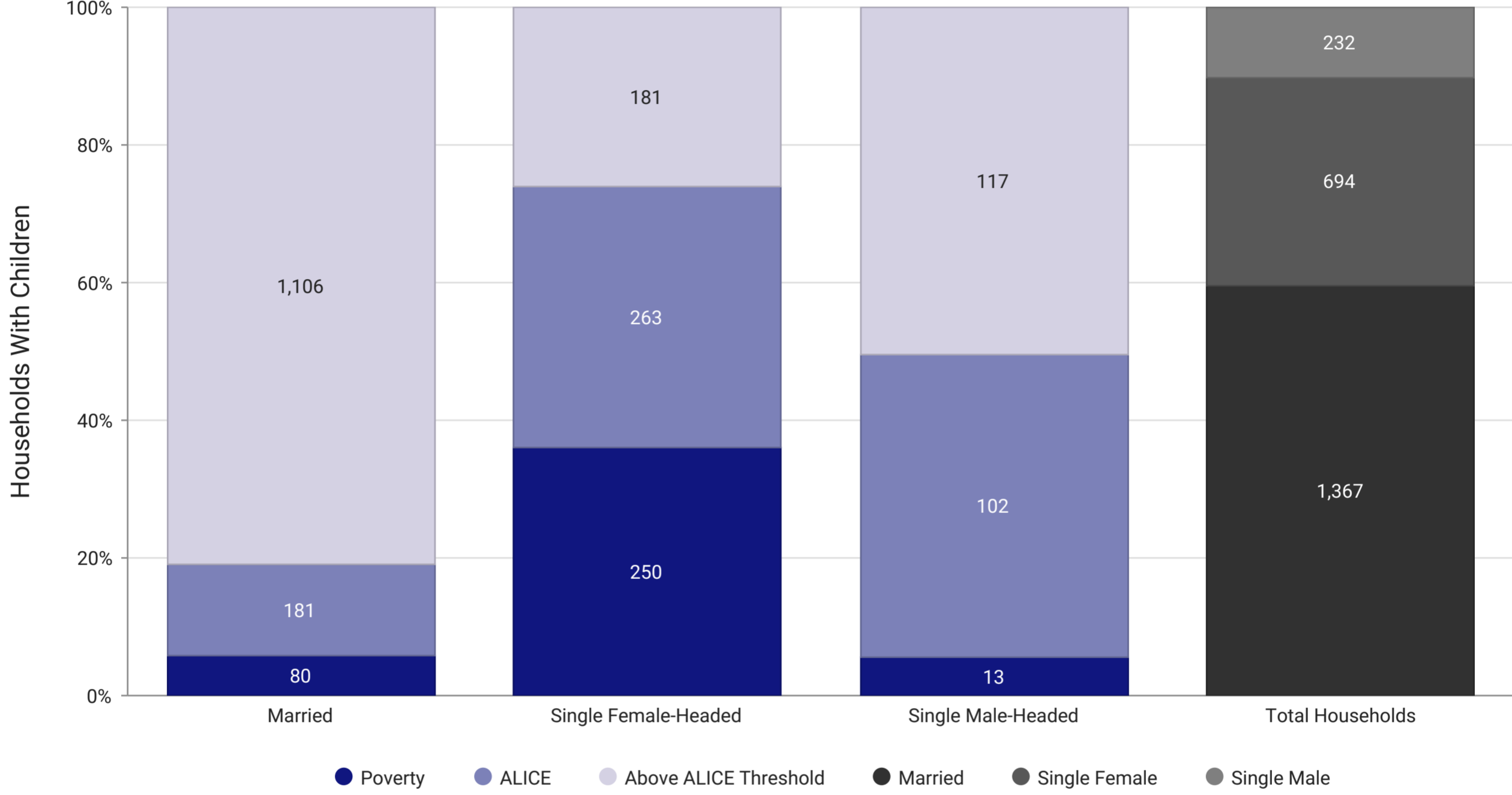
# VIRGINIA • 2018 DEMOGRAPHICS

ALICE households live in every county in Virginia – urban, suburban, and rural – and they include people of all genders, ages, and races/ethnicities, across all family types. However, some groups are more likely to be ALICE than others.

## How many families with children are struggling?

Children add significant expense to a family budget, so it is not surprising that many families with children live below the ALICE Threshold. Though more families are headed by married parents, families with a single parent are more likely to have income below the ALICE Threshold.

### Families With Children, Staunton City, Virginia, 2018



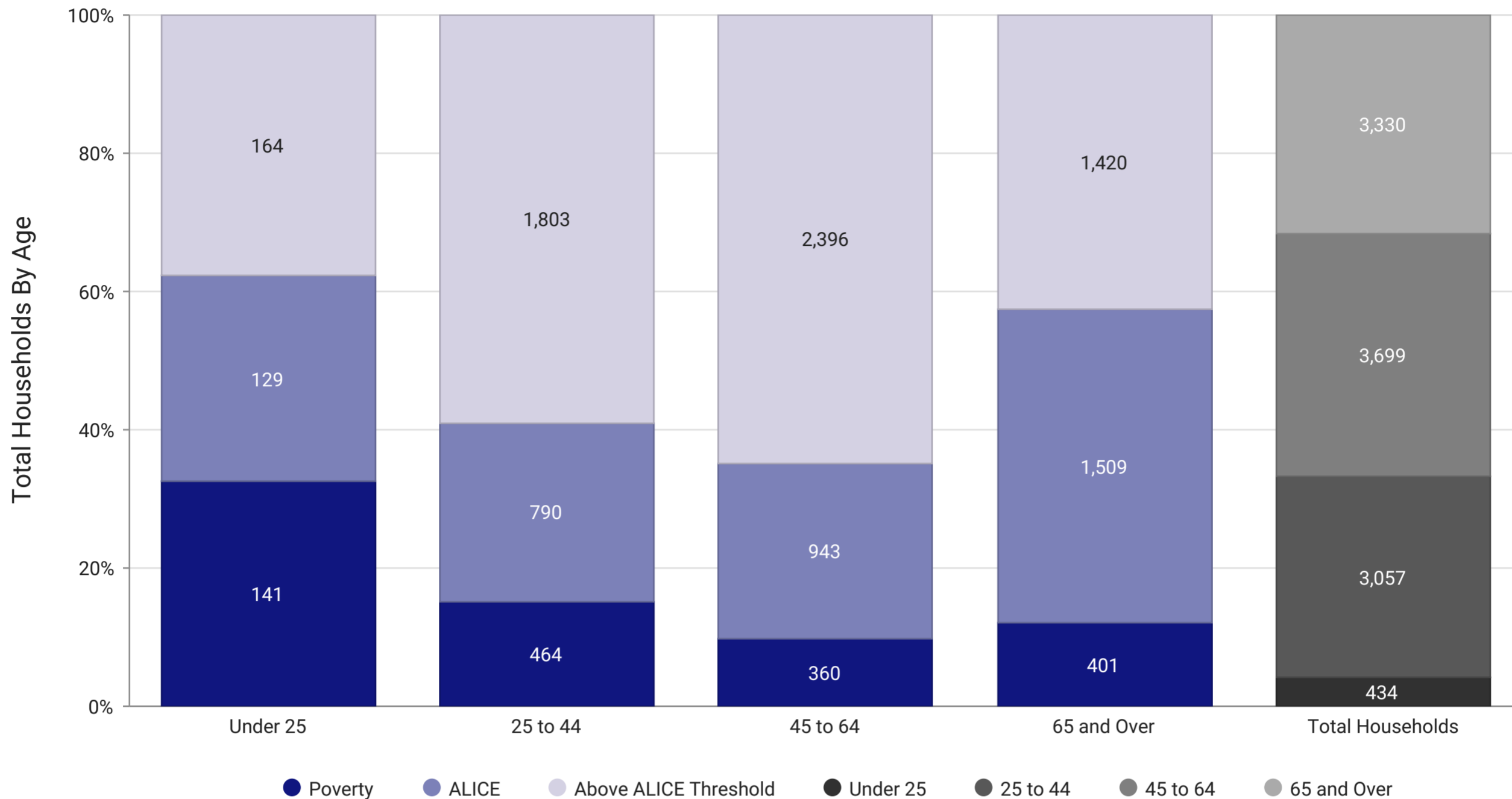
Sources: ALICE Threshold, 2007-2018; American Community Survey, 2007-2018



## What are the differences in ALICE households by age?

There are ALICE households in every age bracket. The youngest group (people under 25) is more likely to be in poverty, and both the youngest and the oldest (people 65 and older) groups are more likely to be ALICE.

### Households by Age, Staunton City, Virginia, 2018

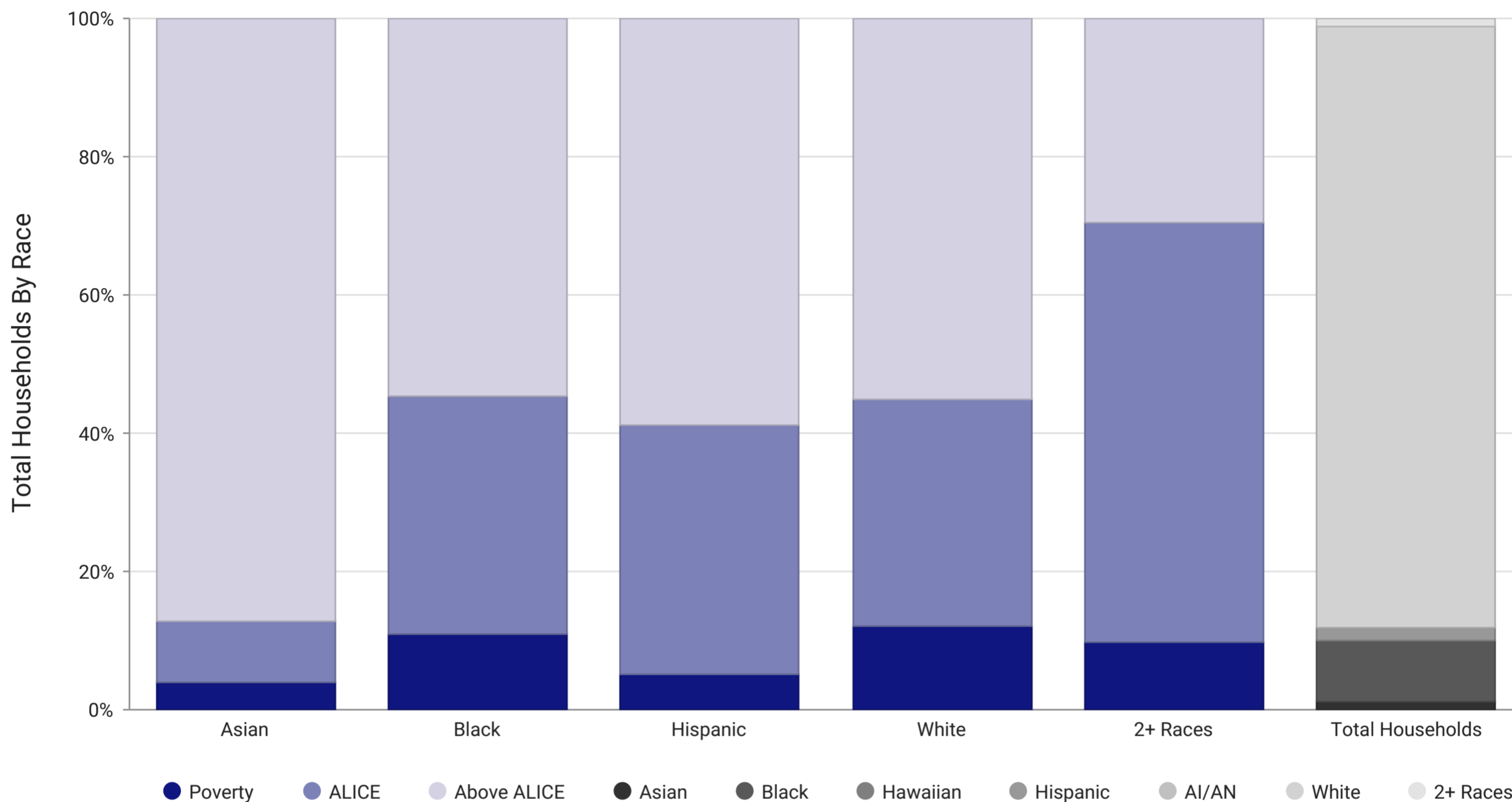


Sources: ALICE Threshold, 2007-2018; American Community Survey, 2007-2018

## What are the races and ethnicities of ALICE households?

Overall, the races and ethnicities of ALICE households mirror those of the total state population. Yet some groups still face economic and systemic barriers that limit their earnings and make them more likely to live below the ALICE Threshold.

### Households by Race/Ethnicity, Staunton City, Virginia, 2018



Note: Note: All racial categories except Two or More Races are for one race alone. Race and ethnicity are overlapping categories; in this figure, the AI/AN (American Indian/Alaska Native), Asian, Black, Hawaiian (includes other Pacific Islanders), and Two or More Races groups may include Hispanic households. The White group includes only White, non-Hispanic households. The Hispanic group may include households of any race. Because household poverty data is not available for the American Community Survey's race/ethnicity categories, annual income below \$15,000 is used as a proxy.

Sources: ALICE Threshold, 2018; American Community Survey, 2018